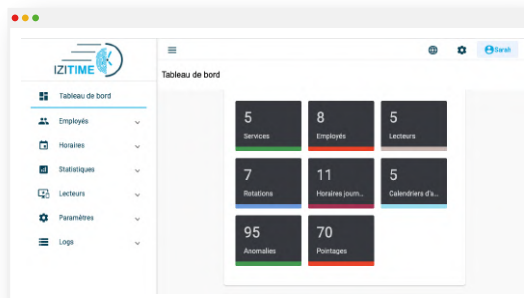


EMPLOYEE MANAGEMENT

- Personnel sheets
- Department management
- Planning management
- Leave management



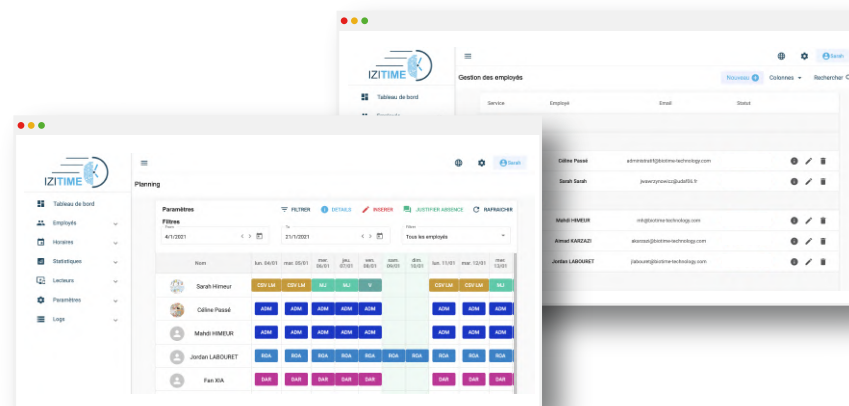
SCHEDULE MANAGEMENT

- Creation of fixed or variable daily schedules
- Management of breaks for each time slot (fixed, free, punched or not, deducted or not)
- Planning of rotations with or without recurrence
- Creation of counters (vacations, sick leave, overtime, etc.)



REPORTS

- Fast calculations of working hours and counters over a given period, weekly, monthly, etc.
- Overview of the planning
- Overview of anomalies
- Highlighting of theoretical and actual times
- Statistics generation
- Data export in CSV, EXCEL, TXT, JSON, PDF formats.



AVAILABLE ON ALL DEVICES

SETTINGS

- Tolerances of delay and early start
- Selection of displayed anomalies
- Creation of the counters
- Creation of public holidays
- Configuration of group and user rights

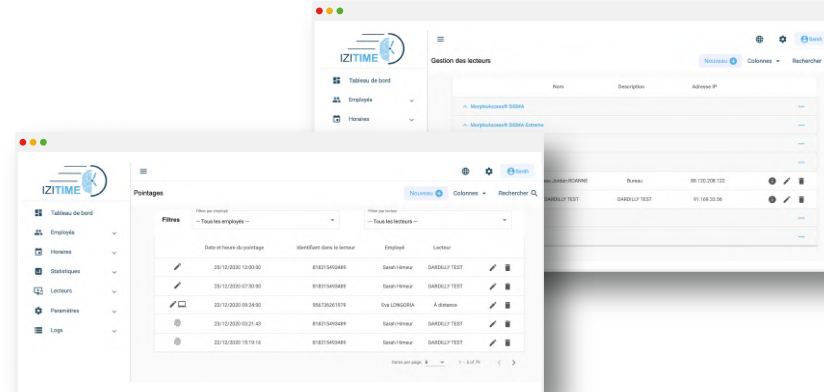
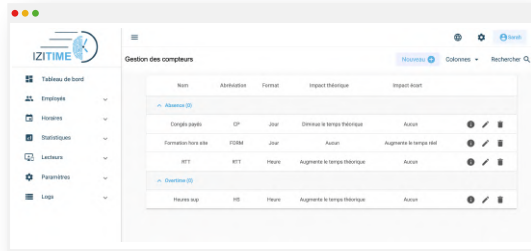
DEVICES

- Embedded with all Sigma devices, MorphoWave Compact, and VisionPass
- Creation of Access schedules
- Enrolment and card encoding
- Real-time retrieval of time clocks



IDEMIA
augmented identity

IZITIME



REMOTE CLOCK-IN

- Possibility of remotely clocking-in (teleworking, sales representatives, etc.)



AVAILABLE ON ALL DEVICES